

## DPSK/ENGLISH HOLIDAY ASSIGNMENT/I/2019-2020

### Theme - Grandma's Tales

I. Read the story given below . Find four words and write two rhyming words for each.

#### The Magic Porridge pot

A little girl and her mother lived in a small cottage. They had gone without food for many days. The little girl sat in the woods, crying. An old woman came along. She had a magic porridge pot. "Cook, little pot cook" said the old woman. The little pot cooked hot, sweet porridge. "Stop, little pot stop" said the old woman. The little pot stopped. The old woman gave the pot to the girl. The little girl hugged the old woman and thanked her.

She gave her mother the magic porridge pot. "Cook, little pot cook" said the mother. The little pot started to cook. The little girl left for school. The mother forgot how to stop the pot. The sweet, hot porridge started to overflow from the pot. The kitchen was full of porridge. The magic pot kept on cooking. The house was full of porridge. The magic pot did not stop. The street was full of porridge. The magic pot kept on cooking. The whole town was full of porridge. The magic pot kept on cooking. All the woods were full of porridge. The magic pot kept on cooking. Along came the little girl. She saw her house filled with porridge. She rushed into the kitchen. "Stop, little pot, stop" said the little girl. At last, the magic porridge pot stopped cooking. But the whole town is still eating hot, sweet porridge. And the birds in the woods are still eating hot, sweet porridge.

1. \_\_\_\_\_

2. \_\_\_\_\_

3. \_\_\_\_\_

4. \_\_\_\_\_

II. Read a story from the following book .

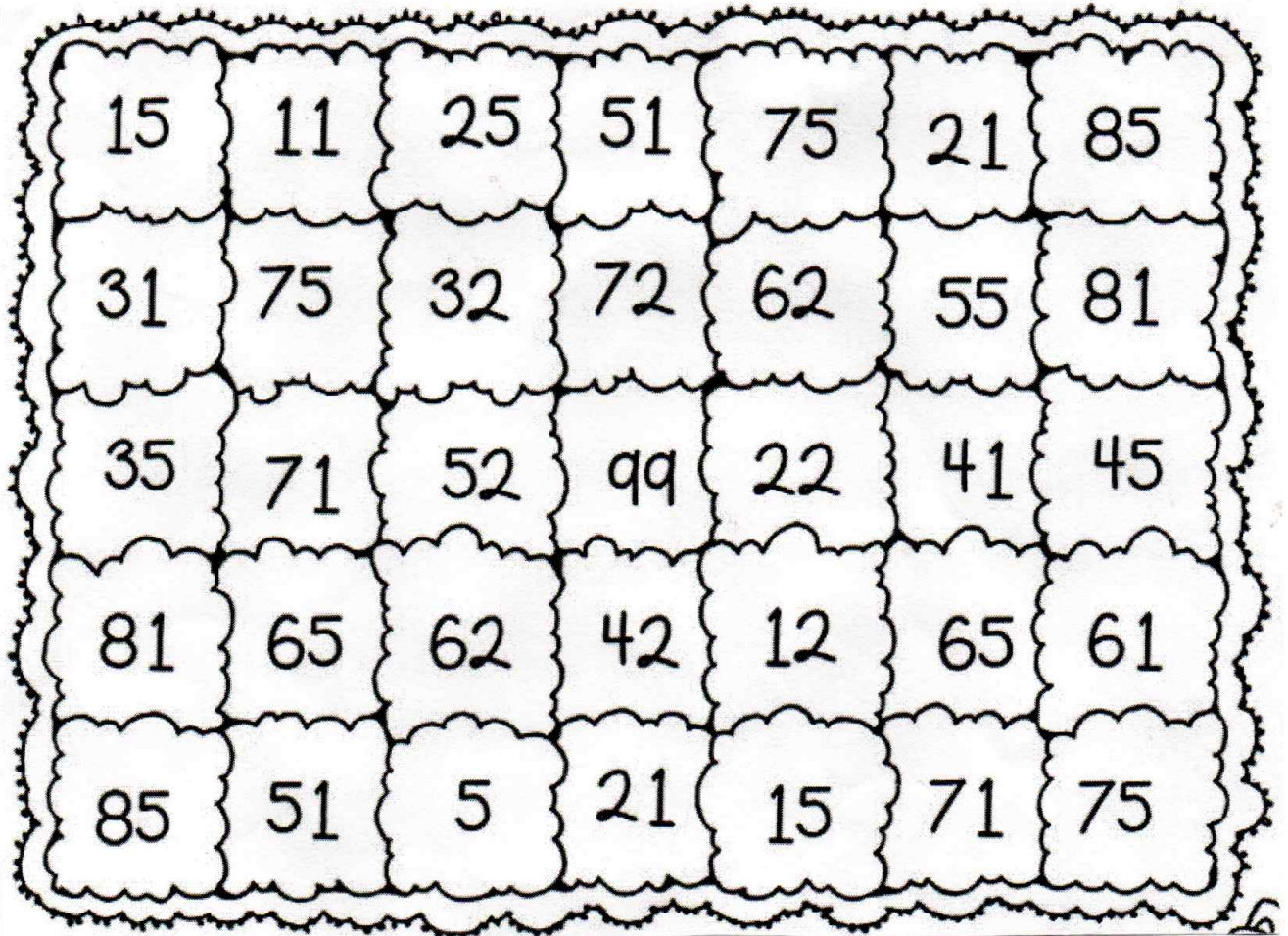
A) Panchatantra stories

Activity: Make a mask of your favourite character from the story.

# DPSK/MATHS HOLIDAY ASSIGNMENT/I/2019-20

Name: \_\_\_\_\_ Sec: \_\_\_\_\_

Grandma's Place Value Quilt: Help Grandma pick the colours for her new Quilt. Read place value clues and colour the quilt accordingly.




If there is a 5 in the ones place, color the square blue.

If there is a 2 in the ones place, color the square pink.

If there is a 1 in the ones place, color the square green.


If there is a 9 in the tens place, color the square yellow.




Hello Children!

'If you were a small animal or a bird, how do you think the world would appear to you?' Here is a **Grandma Tale** which says:

There was a mother hen who lived in a coop of a big farm. She had five chicks who cheeped all day and then one day all five of them set out for a walk. At first, they met a smart white duck who made the sound 'quack, quack'. Then they met a sheep who made the sound 'baa,baa' and finally they saw a cow who made the sound 'moo,moo'. The chicks were surprised and came back home. They happily told their mother about the three animals whom they thought to be the 'funniest hens in the world'. They described about the duck, the sheep and the cow. The mother hen explained them that they were not hens but they were duck, sheep and cow. The chicks smiled, thinking of the many things in the world besides hens and chicks.




SHEEP
SOUND : _____
HOME : _____
USES :
1. _____
2. _____
3. _____

In an A4 size paper ,

1. Make one page for each animal.
2. Paste the pictures of the animals found in the story.
3. Write the different sounds that they make and their homes.
4. Write three ways of how these animals are useful to us.
5. Put all the papers in a stick file, make an attractive cover page and give a suitable title.

*There is something to take home, to think about besides homework*

In summers, it is important to eat healthy and drink lots of water to keep oneself hydrated.



So here is a tasty and easy recipe of buttermilk to cool your digestive system and beat the heat .

**RECIPE:**


**INGREDIENTS:** Curd, water, mint leaves, salt to taste, a pinch of pepper.

**METHOD:** Puree the mint leaves. Blend the rest of the ingredients together. Serve cold.

With a little help from your elders prepare this healthy and tasty drink and enjoy it with your friends and family.



**ENJOY THE LITTLE THINGS AND REMAIN COOL THIS SUMMER!!!!**



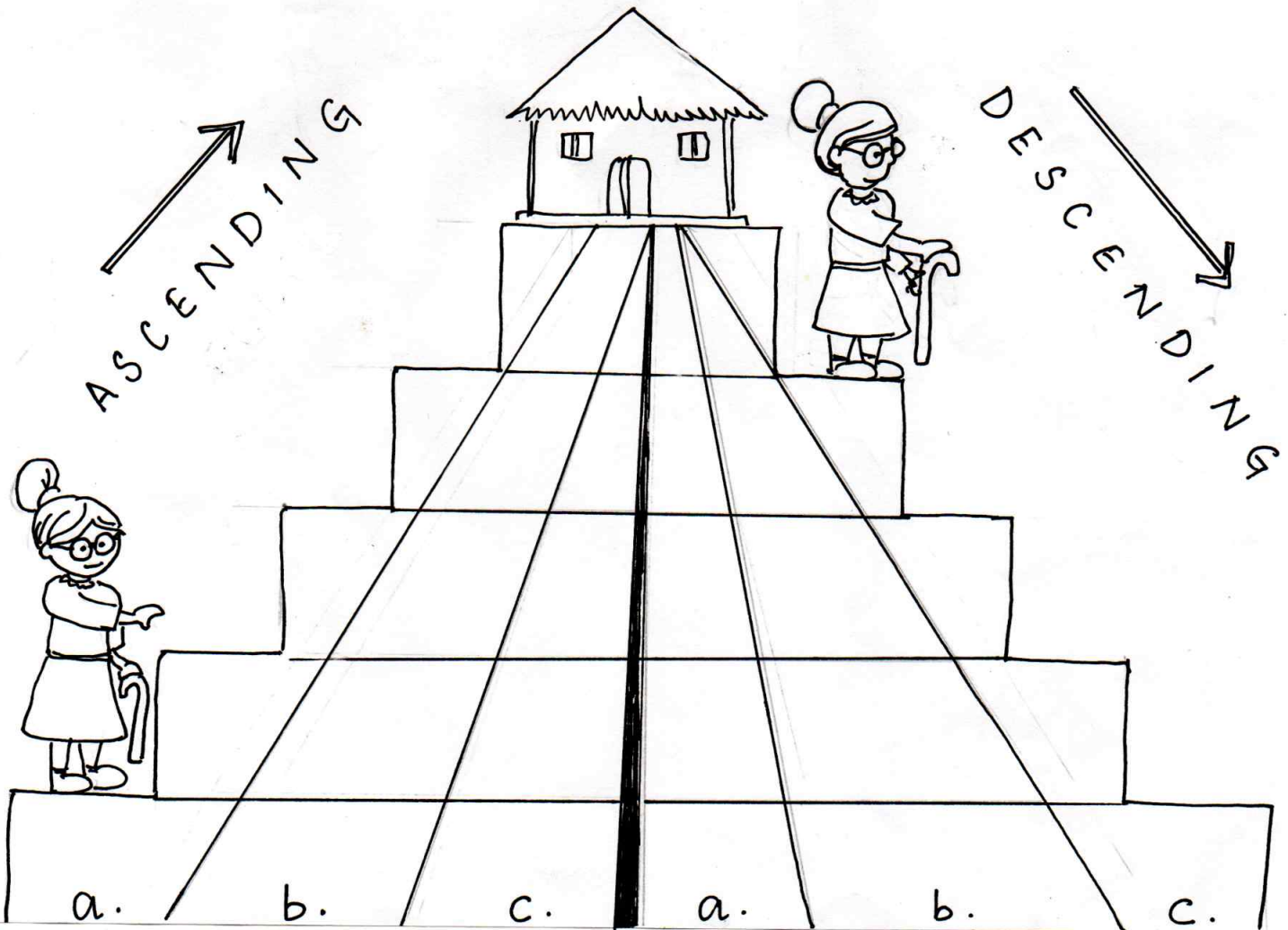
Grandma's Staircase:

Arrange these numbers from small to big on the staircase heading up to her house.

a. 45, 78, 26, 50

b. 56, 32, 98, 16

c. 55, 6, 12, 40




Arrange these numbers from big to small on the staircase coming down from her house.

a. 38, 27, 14, 98

b. 65, 23, 56, 18

c. 59, 4, 79, 37

Grandma's Garden: Help Grandma to choose the greatest numbered flower from her garden and write its number name in front of the basket. One has been done for you.



Name: \_\_\_\_\_ Sec: \_\_\_\_\_

दादा / दादी से मुलाकात:-

जय : दादी मेरे पेट में दर्द है।

दादी : जय, यह काढ़ा पी लो।

जय : दादी यह तो कड़वा है।

दादी : लो इसमें शहद मिला लो।

जय के पापा : यह देखो, मैं क्या लाया! जय,  
मैं तुम्हारे लिए पेंसिलें लेने गया था, उसके साथ

मुझे ये रंगीन पेंसिलें मुफ्त में मिलीं।

दादी : अरे ,वाह ! आम के आम गुठलियों के दाम

जय : दादी ,क्या कहा आपने ?

दादी हँसकर : आओ मैं तम्हें आम की कहानी सुनाती हूँ।



कार्य :

१. दादा / दादी से मुलाकात का एक सुंदर चित्र scrap book के पहले पन्ने पर चिपकाएँ।

२. दादा / दादी से सुनी कहानी से संबंधित चार / पाँच चित्र scrap book के पन्नों पर सही क्रम में चिपकाएँ।

३. कहानी से संबंधित बिना मात्रा वाले चार / पाँच शब्द scrap book में लिखें।

४. मीठे आम की कहानी दादा / दादी से सुनकर आम से बने

व्यंजनों के चित्र चिपकाएँ। जैसे;

कच्चे आम से : चटनी , आम पन्ना , अचार आदि

पके आम से : आम रस , फलूदा आदि

५. दादा / दादी की सहायता से घर के बगीचे में

एक आम का पेड़ लगाएँ।



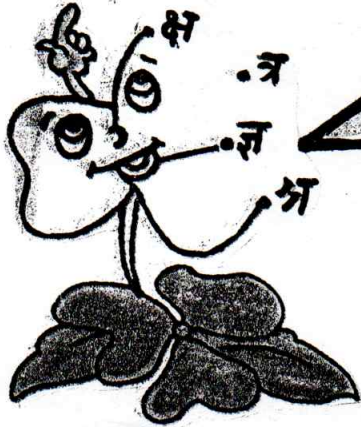
बिंदुओं को मिलाकर चित्र पूरा करो। तभी तुम जान पाओगे कि छतरी लेकर सैर करने कौन जा रहा है। चित्र में रंग भी भरो-

हम हैं स्वर व्यंजन के साथ लगाए जाते।



हम हैं व्यंजन 'क' से 'ह' तक पैर पसारें।

हम हैं भाई-भाई! क्षत्रिय, त्रिशूल, ज्ञानी और श्रवण कुमार बनाते।



THEME: ଆଇ ମା ଗପ

Q1. Read the paragraph carefully and find out 5 words of without matra and (ଆ) ki matra from it. Write it down in the given coloumn alongwith English words :

ଆମ ଦେଶ ର ନାମ ଭାରତ । ଆମ ଭାରତ କୁ ଆମେ ସବୁ ଅଇରି ଠାରୁ ରକ୍ଷା କରିବା । ଯେପରି ଆମ ନିଜ ଘର,ଆମ ଦେଶ ବି ଆମର ।ଆମ ଦେଶ ର ଚାରିପଟେ ହିମାଳୟ, ପାହାଡ଼, ବଣ, ଆଦି ଅଛି । ଏଥିରୁ ବହୁତ ନଦୀ ବାହାରିଛି । ବଣ ଆମର ଭାରି ଉପକାରି ।ବଣ କାଟିଲେ ବରଷା କମି ଯିବ । ଖାଲି ଖରା ହେବ,ନଇ,ନାଳ, ଶୁଖି ଯିବ । ମରୁଡ଼ି ପଡ଼ିବ । ପାଗ ବଦଳି ଯିବ । ବରଷା କମିଲେ ଫସଲ କମିବ ।ପାଣି ବି ମଳିବ ନି । ତେଣୁ ଗଛ ନ କାଟି ଗଛ ଲଗାଇବା । ବଣ ବଢ଼ାଇବା । ଆମ ଭାରତର ଉପକାର କରିବା ।

ବଣଟି ଆମର ମିତ  
ଗଛରେ ନ ଲଗା ହାତ

Without matra word	ଆ Matra word
ଘର - house	ପାଗ - climate

Q2.ଆସ ଆଜ୍ଞା ଠୁ ଆମେ ନୀତୀ ଶିକ୍ଷା (moral values) ଶିଖିବା । Take the help of your grandma and fill up the blanks with the helping words given below in the braket:

୧) ସଅଳ ଉଠ , \_\_\_\_\_

୨) ନ'ଡ଼ରି, \_\_\_\_\_

୩)ଜଳ ବରଷଇ , \_\_\_\_\_

୪) ଚାଲ ବାଳକ , \_\_\_\_\_

୫)ପାଣି ପିଅ ଛାଣି , \_\_\_\_\_

୬) ଗୁରୁଜନ ମାନ ର , \_\_\_\_\_

( କଥା ମାନ , ସତ କହ , ମଠ ନ କର , ଫସଲ ମହକଇ, ଭଲ ବାଟ ,ପଇସା ରଖ ଗଣି )



Q3) Choose any 5 stories and ask your grand parent to narrate it to you:

୧) ବୁଢ଼ି ଅସୁରୁଣୀ

୨) ବଉଳା ଗାଈ

୩) ଚୁଆଁ ଚୁଇଁ

୪) କଲୁରି ବେଣୁ

୫) ଦୁଇ ମିତ ର କଥା

୬) କାଇଁଟ ମାଳି କଥା

୭) କୁହୁକ ଶଙ୍ଖ

Instructions need to be followed :

i. Take 5 , A-4 sheets of paper.

ii. Write the name of the story on top , paste the picture of it's main character and write the moral of the story.

iii. Use one A-4 size sheet for one story

iv. Club all the 5 sheets and make an album .

v. Decorate it's cover page .