

THEME-TRAVEL

*“Travel, as much as you can,
As far as you can, as long as you can.....
Life is meant to be explored!!!!”*

Summer vacation is full of fun and frolic. It’s a long break from school during the hot months of May & June. It is a very interesting and entertaining season for children. We are sure you will get a chance to enjoy swimming, visit hilly regions, eat ice creams and favourite fruits. So let us now plunge into our assignments and explore more about TRAVEL this year.

ACTIVITY-1: [An Itinerary is a planned route or journey. It is a schedule of events relating to planned travel, generally including destinations to be visited at specified times and means of transportation to move between those destinations.] Make a scrapbook of SEVEN to TEN pages. Write an ITINERARY of SEVEN DAYS of the places you visited. The following points are to be included:-

- a) Time & Date, b) Duration of the stay, c) Venue, d) Places visited, e) Members accompanying, f) Each day’s feedback.

ACTIVITY-2: Read any two stories from the following suggested titles:-

- 1) **Charlie and the Chocolate Factory by Roald Dahl** 2) **Alice in the Wonderland by Lewis Carroll**


BOOK Report - Draw / Paste two pictures based on the characters you liked in the stories. Write a book report of the books in a scrap book. The guide lines for the same are given below:-

Name of the book / author’s name/ major characters along with their character traits/ summary of the story in your own words.

ACTIVITY-3- Read the Classic ‘**The Jungle Book**’ by Rudyard Kipling and answer the following questions in your English Language notebook.

- a) Who was the leader of the wolf pack?
b) What do you mean by Mowgli?
c) Who was Mowgli’s wolf mother?
d) Who was Sher Khan?
e) How did Sher Khan get a burnt face?
f) How did Mowgli reach the wolves?
g) Who trained Mowgli? Describe them.
h) Write any two laws of the jungle.
i) Why did the animals hate Tabaqui?
j) Who kidnapped Mowgli? Where was he taken?
k) Who helped Baloo and Bagheera to rescue Mowgli?
l) Why did Sher Khan hate Mowgli?
m) How did Mowgli kill Sher Khan?
n) Write two sentences about your favourite incident in the story?
o) Paste the pictures of two of your favourite characters. Describe each of them in 3 to 4 sentences.





DPSK/ EVS HOLIDAY ASSIGNMENT/ IV / 2019-2020

THEME : TRAVEL

The much awaited summer Vacation has finally arrived!!! You all must be looking forward to spend some beautiful time with your families and friends. This is the best time to explore new places, reading new books, gardening, Watching episodes of great epics like Ramayana and Mahabharata, playing outdoor games,etc.

Dear children

TRAVELLING is one of the most exciting outdoor activities, which you would love to do with your family in this Summer holidays. Travel is an ideal opportunity for families to connect with each other, relax and rejuvenate. It is also an important part of a balanced education. It is because of travelling we meet people and learn so much about the varied culture, tradition ,life style,etc.

So.. Let's get ,set and Go

Do not forget to take your cap, sun glass, water bottle and a pair of comfortable shoes for your trip.




pixta.jp - 16202049

1. Prepare a colourful travel brochure based on any holiday destination you have visited during this Summer Vacation.(Hints: location, food, dance, music, regional language, famous historical sites, etc)
2. Make an album by pasting 8-10 most beautiful moments(pictures) that you have captured during your visit in the camera and label them with location and time (Do this on A4 sheets).
3. Enjoy a traditional dish / local dish of the place you have visited and get the recipe written on an A4 size sheet with pictures of the dish to share in the class.

Travel Tips !!!

- Travel light
- Eat local food
- Wear sunscreen
- Carry a small First Aid box .
- Keep yourself hydrated
- Keep every thing important in your backpack
- Capture memorable moments in your camera
- Do not let the 'litter Spoil the glitter 'during your visit to beautiful places .Avoid carrying plastics.



Suggested places to visit in our State, ODISHA

- Konark- Sun temple
- Simlipal National park
- Chilika lake
- Nandankanan Zoological park and Botanical garden
- Lingaraj temple
- Heritage walk in Bhubaneswar
- Khandagiri, Udaygiri and Dhauligiri

THEME :- भ्रमण (TRAVEL)

“छुट्टियों के आने से पहले हम तो लगते खूब झूमने ,कह देते हैं मम्मी -पापा से , अब चलो न कहीं घूमने । जब भी नई जगह जाते हैं , नया सबकुछ दिखता है , धरती नई, नई वस्तुएँ , नया अनुभव खूब मिलता है ।”

घूमने का शौक रखना बहुत लाभदायक है । इससे हमें नई - नई जानकारियाँ मिलती हैं एवं हम अपने शरीर तथा मन को तरोताज़ा करते हैं ।

निर्देश :- दिए गए प्रश्नों के उत्तर A4 size paper में लिखें ।

१. गरमी की छुट्टियों में आप घूमने कहाँ गए थे ,उसके बारे में चित्रों के साथ चार वाक्य लिखें ।

२.किसी स्थान का भ्रमण करने पर आपको उस स्थल के बारे में कौन – कौन –सी जानकारियाँ मिलती हैं , उन्हें चार वाक्यों में लिखें ।

३.यदि आपको भ्रमण का मौका मिले तो आप किस स्थान पर जाना पसंद करेंगे और क्यों ? पाँच वाक्य लिखें ।

४.नीचे दिए गए भ्रमण स्थलों से संबंधित दो –दो चित्र चिपकाएँ ।

पर्वतीय स्थल


ऐतिहासिक स्थल

कला तथा सांस्कृतिक स्थल

HILL STATION

HISTORICAL PLACE

CULTURAL PLACE



DPSK/MATHS HOLIDAY ASSIGNMENT / IV / 2019-20

THEME: TRAVEL

Q . Visit the two famous monuments of Odisha, ' KONARK and DHAULIGIRI ' during your summer vacation. .Observe and find out the kinds of geometrical shapes that form the monuments.Categorise them into two -dimensional and three-dimensional shapes . Collect pictures and paste in an A4 size paper and write the year in which it was built and the person in whose period it was built .

DPSK/ 2L(HINDI) HOLIDAY ASSIGNMENT/ IV/2019-20

THEME :- भ्रमण (TRAVEL)

“छुट्टियों के आने से पहले हम तो लगते खूब घूमने ,कह देते हैं मम्मी -पापा से , अब चलो न कहीं घूमने । जब भी नई जगह जाते हैं , नया सबकुछ दिखता है , धरती नई, नई वस्तुएँ , नया अनुभव खूब मिलता है ।”

घूमने का शौक रखना बहुत लाभदायक है । इससे हमें नई - नई जानकारीयाँ मिलती हैं एवं हम अपने शरीर तथा मन को तरोताज़ा करते हैं ।

निर्देश :- दिए गए प्रश्नों के उत्तर A4 size paper में लिखें ।

१. गर्मी की छुट्टियों में आप घूमने कहाँ गए थे ,उसके बारे में चित्रों के साथ चार वाक्य लिखें ।
- २.किसी स्थान का भ्रमण करने पर आपको उस स्थल के बारे में कौन – कौन –सी जानकारीयाँ मिलती हैं , उन्हें चार वाक्यों में लिखें ।
- ३.यदि आपको भ्रमण का मौका मिले तो आप किस स्थान पर जाना पसंद करेंगे और क्यों ? पाँच वाक्य लिखें ।
- ४.नीचे दिए गए भ्रमण स्थलों से संबंधित दो –दो चित्र चिपकाएँ ।

पर्वतीय स्थल


ऐतिहासिक स्थल

कला तथा सांस्कृतिक स्थल

HILL STATION

HISTORICAL PLACE

CULTURAL PLACE



DPSK/HINDI HOLIDAY ASSIGNMENT/IV3L/2019-20

THEME:-TRAVEL

Name _____ Sec _____ Roll no _____

उड़िसा राज्य के प्रमुख पर्यटन स्थलों के चित्र पहचानकर उनके नाम का पहला अक्षर लिखें :-


Identify these famous tourist places of Odisha and write the first letter of their name:-




_____लिका झील




_____ोणार्क



_____ौली गिरि



_____िंगराज मंदिर



_____गन्नाथ मंदिर



_____ंड गिरि

HOLIDAY ASSIGNMENT
CLASSIV ,SANSKRIT

01. मार्गसुरक्षा संपर्कित चित्राङ्कनं कुरु । (Draw a picture of road safety.)
02. मार्गे गमन काले किम् करणीयम् लिखत - (What to do what not to do while travelling ?)
- i. वामपार्श्वे गमनीयम् । ii. दक्षिण पार्श्वे गमनीयम् iii. यानानि द्रुतगत्या चालनीयम् ।
iv. दूरभाष यन्त्रेण वार्तालापः करणीयः । v. ट्राफिक् नियमः पालनीयः ।
03. शून्यस्थानं पूरयत -
- I. पिता देहलीम् —————(रेलयानम्) गच्छति ।
II. राकेशः ————— (वस् यानम्) भुवनेश्वरं गच्छति ।
III. सीता ————— (द्वि चक्रिका) विद्यालयम् आगच्छति ।
IV. कृषकः ————— (शकटयानम्) शस्यानि नयति ।

DPSK/MATHS HOLIDAY ASSIGNMENT / IV / 2019-20

THEME: TRAVEL

Q . Visit the two famous monuments of Odisha, ' KONARK and DHAULIGIRI ' during your summer vacation. .Observe and find out the kinds of geometrical shapes that form the monuments.Categorise them into two -dimensional and three-dimensional shapes . Collect pictures and paste in an A4 size paper and write the year in which it was built and the person in whose period it was built .

DPSK /ODIA(2L) HOLIDAY ASSIGNMENT/IV/ 2019-20

THEME: TRAVEL

ପ୍ରଶ୍ନ ୧) ତୁମେ ଭ୍ରମଣ କରିଥିବା ଯେକୌଣସି ଦୁଇଟି ସ୍ଥାନର ନାମ ଲେଖ । ସେ ସ୍ଥାନର ଫଟ, ଖାଦ୍ୟ, ପ୍ରାକୃତିକ ଶୋଭା ତଥା ତୁମକ ଆକର୍ଷିତ କରିଥିବା ୨ଟି ବିଶେଷତ୍ୱ ବିଷୟରେ ୪୦ ରୁ ୫୦ ଶବ୍ଦରେ ଅନୁଚ୍ଛେଦ ଲେଖ ।

ପ୍ରଶ୍ନ ୨) ଉପର ଲିଖିତ ସ୍ଥାନଗୁଡ଼ିକରେ ପହଞ୍ଚିବା ପାଇଁ ତୁମେ କେଉଁ କେଉଁ ଯାନର ସାହାଯ୍ୟ ନେଇଥିଲ, ତାହା ଲେଖି ତାର ଛବି ଲଗାଅ ।

DPSK/ COMPUTER HOLIDAY ASSIGNMENT / IV/ 2019-20

Surf the Internet under the guidance of your parents to find out the following details:

1. Write the names of five online travel websites which help you to find out hotels and destinations for your vacation.
2. Write 5 sentences about two holiday destinations in India.


Do this in your computer notebook.

BEING INDEPENDENT

Dear parents ,

Make your child more independent by teaching him/her various activities like:

- Laying the table
- Folding mats and clothes
- Arranging books and toys in the shelf
- Learn to wear shoes and socks
- Fold washed and dried clothes and arrange them in the cupboard.
- Helping parents in house hold chores
- Switch off lights and fans when they are not in use




SUMMER TIME , TIPS

- Get up early in the morning . Go for a walk with your parents/grandparents. Do some physical exercises.
- Help your Mother at home so that she too enjoy her holidays . Spend some time with your Grandparents.
- Have a healthy and nutritious homemade food and seasonal fruits everyday.
- Homework should be planned in a way that you do it every day.
- Converse in English .
- Drink lots of fluids like water, juices, tender coconut water, etc.
- Wear a cap, carry an umbrella and a water bottle when you move out during the day time.

SUGGESTED BOOKS TO READ

- | | |
|-----------------------|-------------------------------|
| 1. Fairy tales | 5. Story of Panchatantra |
| 2. Famous Five series | 6. Karadi tales |
| 3. Bed time stories | 7. Books by Ruskin Bond |
| 4. The jungle book | 8. Adventure books- (Treasure |



Island, Tom Sawyer) Suggested

websites to read good books- www.greatschool.org , www.goodreads.com



ENJOYS YOUR HOLIDAYS COME BACK WITH A SMILE



DELHI PUBLIC SCHOOL KALINGA
SUMMER HOLIDAY HOMEWORK (2019-20)

CLASS: TV



Dear Children,

Its vacation time again! Summer vacation is the time when you can be more candid and creative. It is the time when you can do so many things in your own way. An interesting, innovative and creative holiday homework in the form of an Integrated Inter Disciplinary Project has been designed for you.

It connects different areas of study by cutting across subject borders and emphasizes on unifying concepts. You will be able to closely relate to the content and make real life connections by doing such projects.

Submit your holiday homework to your class teacher on the reopening day after the vacation.

GUIDELINES FOR THE PARENTS

- You are requested to encourage your children to complete their holiday homework early (ideally, before you go for your vacation trips)
- Let them complete their homework under your guidance and supervision.
- Make sure that your children are in touch with their text books during the vacation. Let them try to improve their basic academic skills, such as reading, writing, spellings etc.
- Encourage your children to read as many story books as possible. Take them to a book shop and encourage them to choose and buy some books.
- Converse with them in English and acquaint them with new words every day.

We wish you all a safe, healthy, memorable and happy vacation.

Regards,

Swati Khatun
Headmistress